



“Rapture or Rupture” by Mike Thomas won first place in Advanced Digital. See more competition winners on page 4.



# THE VIEWFINDER

## President's Comments

### What a Month

by Roz Kleffman, President

Hard to believe that March is over. Had an exciting month though. Spent the first week in Italy. If jet lag wasn't hard enough, we had to go in to "daylight savings time" soon after we arrived home. Sorting through 2000 photos was quite a job too. Did not leave much time for "March Madness Basketball".

Back to the normal routine and I want to share some information with you. Italy is NOT flat. The hills are really big. Every old city/town is on a hill. Lots of walking on a trip to Italy. Pack comfortable shoes. No matter what the weather man said, Italy is cooler than here. Needed warmer clothes. Just when you think you have everything packed, think again. I decided (at the last minute) to leave one of my cameras at home (D-70) as it was acting up and I did not feel like lugging it with me. Unfortunately, I forgot to check what lens was on it. I got to Italy and had left my

18-200mm lens on the D-70 at home. Not good. I had planned on using that lens as my walk around lens for most of my shooting. Had to improvise with a 18-70mm and a 70-300mm. Coverage was about the same but convenience was not. Lugging the 70-300mm was a little more weight each day and changing lenses was not always easy.

MEMO TO SELF: Pack camera gear when you are alert and double-check to see you have what you need packed first. Sorting through all those 2000 photos will be a real chore. I attempted to save pixels by shooting RAW only. Usually I shoot RAW + JPEG. Thought maybe I could save some pixels by shooting just RAW but now, I have to preview everything using Adobe Bridge. It is a bit more time consuming to do this and I do not have the ease of just zipping a JPEG off to family or friends without converting the images.

*(Continued on page 3)*

## APRIL

**4** Competition

Topic: Nature

Judge: Robert Tinari

**18** Program

Dick Russell:

Member Slide Shows  
page 8

**25** How-To

Lightroom  
Demonstration  
page 8

## MAY

**2** Competition

Topic: Open

Judge: Bob Leonard  
Page 7

**21** Field Trip

Ladew Topiary  
Gardens

## INSIDE

Photo Talk, page 3; Competition Results, pages 4 thru 6; Monochrome Photography, page 9; April Field Trip, page 10

**EXECUTIVE COMMITTEE**

- President  
 Roz Kleffman ..... 301-464-1867  
 .....president@b-ccc.org
- VP Programs  
 Drew Kalocai ..... 443-277-8591  
 .....programs@b-ccc.org
- VP Membership  
 Bill Collins ..... 410-827-3369  
 .....wgamcollins@earthlink.net
- VP Competition  
 Zolt Levay ..... 410-997-6436  
 .....competition@b-ccc.org
- VP How-to  
 Bill Conway ..... 410-326-0386  
 .....how-to@b-ccc.org
- VP Photo Talk  
 Steve Bruza ..... 410-247-5997  
 .....photo-talk@b-ccc.org
- Treasurer  
 Warren Wilson ..... 301-552-4129  
 .....treasurer@b-ccc.org
- Secretary  
 Pat French ..... 301-925-7713  
 .....secretary@b-ccc.org
- PSA Representative  
 Dick Whitley ..... 301-899-6457  
 .....psa@b-ccc.org
- Newsletter Editor  
 Vincent Ferrari ..... 301-249-2210  
 .....viewfinder@b-ccc.org
- Social Director  
 Gail Phillips ..... 301-829-1972  
 .....gail.m.phillips@comcast.net

**STAFF**

- Competition Assistant  
 Beth Fabey ..... 301-884-4928  
 .....competition@b-ccc.org
- Database Manager  
 Dick Russell ..... 410-923-2022  
 .....database@b-ccc.org
- Field Trip Captain  
 Mark Laster ..... 301-805-4462  
 .....mlaster@smart.net
- Webmaster  
 George L. Smyth ..... webmaster@b-ccc.org
- Web Editor  
 Vincent Ferrari ..... vincentferrari@gmail.com
- Exhibit Coordinator  
 Bob Matthews ..... bobamatthews@verizon.net

**GRANT PANEL**

Roz Kleffman, Warren Wilson, Jeff Kendrick,  
 Appointed: Clarence Carvell,  
 Elected: David Hornick

**Articles for The Viewfinder**

THE VIEWFINDER is distributed via e-mail early in the month and at the first meeting of each month during the club year. Contributions of articles of interest to photographers are welcomed.

The deadline for submitting articles is the first Monday of the month prior to publication (ie, articles submitted on October 1 will be published in the November newsletter).

**Membership Rates**

- Junior (ages 12-17) .. \$5.00
- Individual ..... \$25.00
- Family ..... \$35.00

**Meeting Nights**

The Bowie-Crofton Camera Club meets the first through fourth Monday nights of each month September through May in the Fellowship Hall of the All Saints Lutheran Church at US 301 and Mt. Oak Road in Bowie. Meetings begin at 7:30. Visitors are always welcome.

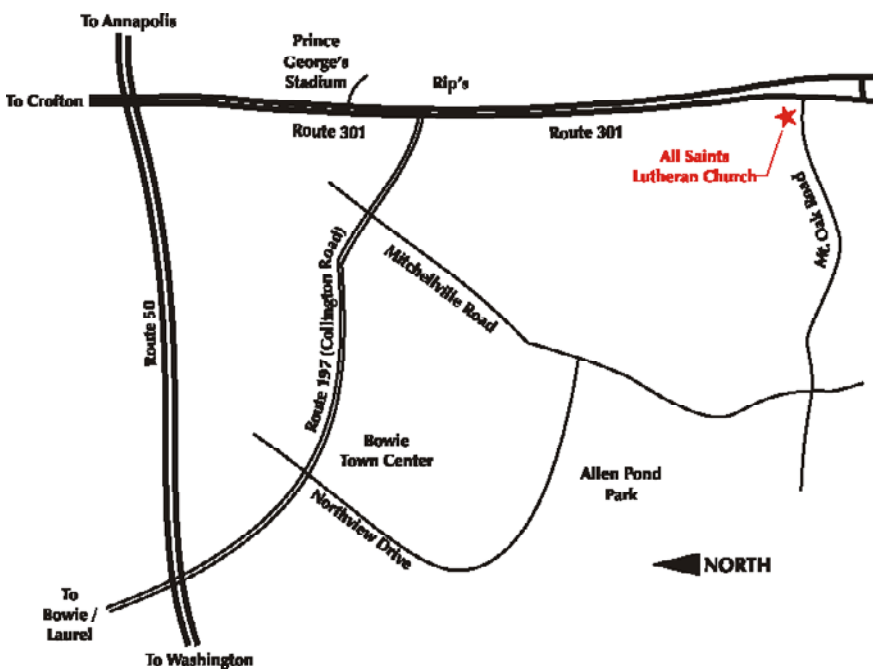
Articles should be sent via e-mail to [viewfinder@b-ccc.org](mailto:viewfinder@b-ccc.org) attachments as MS Word, .txt, or .rtf files. Photos and illustrations should be separate attachments

Photographs should be submitted electronically as JPEGs with a "high" quality compression setting. The optimal photograph will be no more than 800 pixels in its greatest dimension.

**Photographic Society of America (PSA)**

The Bowie-Crofton Camera Club has been a member of the Photographic Society of America (PSA) since 1977. Dick Whitley, a PSA Region Director, is B-CCC's representative to PSA.

For information regarding the benefits of a PSA individual membership and for PSA-sponsored events contact Dick Whitley (301) 899-6457 or e-mail [psa@b-ccc.org](mailto:psa@b-ccc.org).



## Photo Talk: New Adventures

### The April 11 Photo Talk meeting

by Steve Bruza, VP, Photo Talk

Chances are your cell phone has a camera ... do you use it? With more quality being engineered into phones and smaller point-and-shoot cameras we find they are now capable of producing amazing photos. More importantly this advance in technology is contributing to a new level of photography beyond mere documentation of people, places and events. Basically this new adventure in making pictures is giving us the ability to create images with artistic expression and feeling beyond what was previously possible with a DSLR, or maybe not? Perhaps this is quantity over quality. The debate on this subject should provide us with an interesting new adventure for our next Photo Talk meeting on April 11.

Our topic of New Adventures will also allow us to explore how smaller cameras permit us to capture images in challenging venues or when a tripod and large camera would be inappropriate. Actually this subject is not new since famous photographers over the years have worked with smaller and less conspicuous equipment to pursue their art. However, modern cell phone cameras help us take this to a new

level of creative adventure, particularly for those of us who are street photographers. We will look back at some iconic images of the past and we will evaluate them in light of the technology available today.

Also, with our next competition theme being "open", this gives us a golden opportunity to experiment with our cell phone cameras. One approach to becoming a better photographer is to limit your camera/prime lens choice to only one combination for a period of time. Many believe this helps one to learn more about being creative by using one tool to its fullest potential. The same can be applied to a small camera. At our Photo Talk meeting we may also learn that some of the winning images from our competitions were taken with cell phones. As usual we will review the digital entries from the prior week and do our own critique beyond what the judge said. This review is a great way to discuss your photos and to get to know other club members by hearing them talk about their work. With all of this happening at our meeting you can expect an exciting new adventure at Photo Talk on April 11.

## President's Comments

Continued from page 1

by Roz Kleffman, President

MEMO TWO TO SELF: Shoot RAW + JPEG for an easier sorting method. Compact flash cards weigh almost nothing. They are so easy to carry and hold lots of photos. I was glad I was no longer carrying film with me. The worry about airport x-rays and heat on film was a bit of a concern back then. Today you can get compact flash cards in a variety of sizes. My camera can handle up to an 8 GB card. That 8 GB card weighs the same as a 1GB card. Buying extra cards eliminates the need to carry a computer or P-2000 (device to download photos from your cards). Those little cards weigh a whole lot less than either devices. I did borrow a P-2000 from Bill Conway to download cards every night and borrowed some extra Compact Flash cards

from Dick Russell. Needed to be careful about electric outlets in Italy and carry the adapters too. It may have been just as easy to carry more cards and not the P-2000.

MEMO THREE TO SELF: Watch for those sale prices for the larger cards. Carry enough cards with my camera gear. I found that 4- 6 GB per day was about right for my shooting style.

Hope to get my images in some type of program for the club digital slide show in April. Although I could not pack you in my suitcase, hope you can enjoy a little of Italy through my photos. Ciao!

## Competition Corner

### March Competition Results

by Zolt Levay, VP for Competitions

The March competition went smoothly, with a total of 142 entries for the theme of "night." Thanks to BJ Ramsey for traveling some distance to do judging honors. Thanks to everyone who helped make the evening run smoothly, the regular helpers, and those standing in for the regulars who were away enjoying themselves in Italy! Congratulations to all the winners and thanks for everyone who entered. There were a lot of imaginative variations on the theme, with no shortage of light in the gloom of night.

Remember that the club year will be over soon and the end-of-year competition will be upon us. All photographs that received 1st, 2nd, 3rd, or Honorable

Mention in any competition during the club year are eligible for entry into this special competition, but you must re-enter them; nothing will be entered automatically. You may bring prints to an upcoming meeting or somehow get them to Zolt Levay, V.P. of Competition, by the first week of May. Since the competition will take place entirely digitally, photos originally entered as prints will be scanned for the end-of-year competition. If you have digital versions of the print entries, you can save the V.P. a lot of trouble by sending him those digital versions. You may email images to [competition@b-ccc.org](mailto:competition@b-ccc.org) or you could provide them some other way. You need to place digital entries into the end-of-year competition by logging in to the B-CCC website and resetting the competition date of each winning photo to "End of Year Competition."

#### Novice Digital (34 Entries)

1st	Nighttime is the Right Time. . . . .	Warren E. Wilson
2nd	Down by the Tracks. . . . .	Robert Weston
3rd	Vegas Bally's. . . . .	Theresa Harrison
HM	Night Game. . . . .	Robert Howard
HM	Campfire. . . . .	Stanley Turk
HM	Christmas on Streets of America . . . . .	Dena Selby
HM	Fishing Fleet . . . . .	Richard Chomitz
HM	Leave a Light On. . . . .	Jim Bolitho
HM	Multicolored Falls at Night . . . . .	Miles T. Smith

#### Novice Monochrome Prints (11 Entries)

1st	Moonlight Night. . . . .	Donna Neal
2nd	Monuments at Night. . . . .	Donna Neal
3rd	Shedding . . . . .	Steve Kaben

#### Novice Color Prints (16 Entries)

1st	Conception . . . . .	Miles T. Smith
2nd	The Pier . . . . .	Donna Neal
3rd	Night Capitol. . . . .	Albert Alexander
HM	Focal Point. . . . .	Miles T. Smith
HM	Introducing...? . . . . .	Jeanine Cummins

#### Advanced Digital (34 Entries)

1st	Rapture or Rupture . . . . .	Mike Thomas
2nd	Night Vapors. . . . .	Vincent Ferrari
3rd	Louvre. . . . .	Clarence Carvell
HM	1921 Denzel Carousel at Night. . . . .	Bob Matthews
HM	Downrigging 2010 Fireworks. . . . .	Bill Conway
HM	Lighting a Candle at Midnight Mass . . . . .	Roz Kleffman
HM	Moon Over the Mall . . . . .	John P. Aikins
HM	Punta Gorda Bridge_Panorama 1 B&W. . . . .	Bill Conway
HM	Stormy Night. . . . .	Marketa Ebert

#### Advanced Monochrome Prints (20 Entries)


1st	Piazza San Marco . . . . .	Zolt Levay
2nd	Charleston Alley. . . . .	Mike Thomas
3rd	Lobby at Night. . . . .	Stephen Bruza
HM	Greyhound Bus Station . . . . .	Robert Howard
HM	Leaving on a Jet Plane . . . . .	Warren E. Wilson

#### Advanced Color Prints (27 Entries)


1st	Lady at Night . . . . .	Joe Razes
2nd	Outlined in Lights. . . . .	Stephen Bruza
3rd	Someone is Home. . . . .	Robert Weston
HM	Road to Redemption. . . . .	Robert Weston
HM	Ballon Crew . . . . .	Mike Thomas
HM	Ice, Reflections, Trees . . . . .	Zolt Levay



(Above, top to bottom) Balloon Crew, HM Advanced Color Prints, Mike Thomas; Charleston Alley, 2nd Advanced Monochrome, Mike Thomas



(Top row, l. to r.) Rapture or Rupture, 1st Advanced Digital, Mike Thomas; Nighttime is the Right Time, 1st Novice Digital, Warren E. Wilson; Leaving on a Jet Plane, HM Advanced Monochrome Prints, Warren E. Wilson (2nd row, l. to r.) Night Vapors, 2nd Advance Digital, Vincent Ferrari; Introducing...?, HM Novice Color Prints, Jeanine Cummins; Shedding, 3rd Novice Monochrome Prints, Steve Kaben (3rd row, l. to r.) Piazza San Marco, 1st Advanced Monochrome Prints, Zolt Levay; Ice, Reflections, Trees, HM Advanced Color Prints, Zolt Levay; Campfire, HM Novice Digital, Stanley Turk (4th row, l. to r.) Lady at Night, 1st Advanced Color Prints, Joe Razas, Christmas on the Streets of America, HM Novice Digital, Dena Selby




More Competition Winners on Page 6


## Competition Corner, continued from page 5

### More Competition Winners

by Zolt Levay, VP for Competitions



(Top row, l. to r.) Conception, 1st Novice Color Prints, Miles T. Smith; Focal Point, HM Novice Color Prints, Miles T. Smith; (2nd row, l. to r.) Downriging 2010 Fireworks, HM Advanced Digital, Bill Conway; Punta Gorda Bridge\_Panorama1 B&W, HM Advanced Digital, Bill Conway; (3rd row, l. to r.) Lobby at Night, 3rd Advanced Monochrome Prints, Stephen Bruza; Night Capitol, 3rd Novice Color Prints, Albert Alexander (4th row) Outlined in Lights, 2nd Advanced Color Prints, Stephen Bruza



## Competition Standings Following the February Competition

### Advanced Color Prints

Stephen Bruza. . . . .	53
Robert Weston . . . . .	43
Zolt Levay. . . . .	29
Mike Thomas. . . . .	29

### Novice Color Prints

Miles T. Smith. . . . .	69
Albert Alexander . . . . .	32
Donna Neal . . . . .	28
Beth Fabey . . . . .	27

### Advanced Digital

Stephen Bruza. . . . .	56
David Ebert. . . . .	39
Zolt Levay . . . . .	38
Bill Conway . . . . .	34

### Novice Digital

Warren E. Wilson. . . . .	35
Stanley Turk . . . . .	37
Robert Weston. . . . .	32
Theresa Harrison. . . . .	32

### Advanced Monochrome

Mike Thomas . . . . .	42
Warren E. Wilson. . . . .	34
Zolt Levay . . . . .	32
Robert Weston. . . . .	31

### Novice Monochrome

Donna Neal. . . . .	27
Beth Fabey. . . . .	25
Miles T. Smith . . . . .	21
Benson J. Simon. . . . .	14

## Ten Local Photographers on Exhibit

### One is a friend of B-CCC

by Vincent Ferrari, Editor

Peter Manzelli, a friend of B-CCC, will be part of an exhibition of ten local photographers at the Howard Avenue Arts Incubator from April 2 thru April 16, 2011, in Kensington, Md. For more information, visit the following link: [tinyurl.com/4fm4tld](http://tinyurl.com/4fm4tld)

## Competition Meeting: May 2

Topic: Open; Judge: Bob Leonard

by Beth Fabey, Competition Assistant

The theme for the May 2 competition is "Open". Any subject is acceptable.

Judging this competition will be Bob Leonard. You can read Bob's bio in the adjacent article.

Remember that print entries must be registered in by 7:15 p.m. Digital entries are due by midnight Tuesday, April 26.

### About Robert James Leonard

by Robert Leonard, May Competition Judge

Robert James Leonard spent 25 years traveling around the world to cover the sport of auto racing for the Stopwatcher magazine. Robert, a Peabody Medal award winner, started photographing this exciting sport in 1971. Eastman Kodak Company honored his auto racing photography, and his photographs have been on exhibit at Dover Downs International Speedway and the famous Watkins Glen Grand Prix Raceway. The Eastern Motorsports Press Association named Bob their Feature photographer for 1990. While known primarily for his sports and 3-dimension stereo photography, Bob works in all photographic areas and media.

Bob has received numerous national and international honors for his work in photography. They include the Photographic Society of America's (PSA) Service Medal, and the Fallon Memorial Award. PSA elected him an Associate in 1990 and a Fellow in 1996. He received his Artist distinction from the Federation Internationale de L'Art Photographique in 1991. Bob earned a PSA Proficiency distinction in photojournalism and an Excellence distinction in stereo photography. He joined such noted professional and amateur photographers as Ansel Adams, Senator Barry Goldwater and Life photographer Ed Clark in 1993, as a recipient of the International Understanding Through Photography Award. He received the National Stereoscopic Association's Louis Smaus Memorial Award for the best article on modern stereo photography. The International Stereoscopic Union (ISU) presented Bob the Guy Martin Memorial Award for outstanding

contributions to the PSA Journal.

Bob's photographs have received over 800 awards in juried exhibitions. They include two PSA Color Print of the Year awards, a Stereo Photograph of the Year award, and medals from exhibitions in South Africa, Australia, the Philippines, Germany, Great Britain and throughout North America. He holds the PSA exhibition star ratings of Master Stereographer V and Five Stars in photojournalism. In 2007, PSA rated Bob the number one 3D slide photographer in the world.

Bob is a writer, lecturer and judge on photography. He has had over 800 photographs and 229 articles published in journals, magazines and books including the PSA Journal (26), Stereoscopy (19), Stereo World (4), Tex-U.S. Racing News, The Bowie Times (4), North Dakota History, Historical Methods Newsletter, Straightpipe, People, Information Systems Inputs to Policies, Plans and Programs and The Information Age in Perspective. He was the chief photographer for The Complete Book of Silk Painting. The George Washington University, Unisys, Sabb/Barber, Ivy Craft Imports, Land Rover, TRW and M&M Mars have used his photographs. Bob has presented both 2D and 3D photography programs in the United States and around the world (Canada, Switzerland, Germany, France, and Australia) and has judged local, national and international photographic competitions.

Bob is a member of PSA, NSA, and several camera clubs in the Washington, DC area. He has held many offices in PSA, the Greater Washington Council of Camera Clubs and local camera clubs. He is the past editor of Stereoscopy, the ISU's quarterly journal. He is currently the Chairman of the PSA Mid-Atlantic Chapter. It is interesting to note that he was the second person in the history of the Bowie-Crofton Camera Club to win the award of Photographer of the Year.

---

## April 25 How-To Meeting

### Lightroom Demonstration

---

by Bill Conway, VP for How-To

I have prevailed upon Drew Kalocai to do a demonstration on the use of Lightroom. There will be a short video about the benefits of Lightroom 3, then a demonstration by Drew.

Check out Drew's images at:

[drewkalocai.com/home.html](http://drewkalocai.com/home.html)

There you will see the results of his efforts.

I hope that this demonstration will help you decide if Lightroom is for you.

Adobe has sent me some door prizes; the grand door prize is a full version of Lightroom 3.0. The door prizes will be distributed at the end of the meeting.

---

## April Program Meeting

### It's Slideshow Time!

---

As we do every year at about this time, the club will present its annual Member Slide Show program. Dick Russell has been guiding the presenters through the techniques and artistry of preparing shows, and the

end product of these workshops will be shown to all on April 18. Be sure to come out for this meeting, and invite your friends as well.

---

## Upcoming Features in the Viewfinder

### Send us your work, and see it here

---

by Vincent Ferrari, editor

Would you like to see your photography featured on the pages of this newsletter? How about an article about yourself for a Member Spotlight? Many people read this publication, even outside of the confines of our club's membership. This is a great way to be seen.

In addition to the already-mentioned features, for our May issue, we will run a section on photographs taken

at field trips throughout the club year. So, if you were on a field trip and have some good photography to share, now is your chance. Just send your work to me at the following address:

[viewfinder@b-ccc.org](mailto:viewfinder@b-ccc.org)

---

## The Photographic Society of America (PSA) ICIC Competition Report

---

by Roz Kleffman, President

The Bowie-Crofton Camera Club is an active participant in the PSA ICIC Interclub competitions. Competitions are held 4 times a year; in October, December, February and April. The competition is open to all PSA Member Clubs only. Each club may submit up to 6 images per competition. Images are scored and awards given to the top 10 entries each competition. Club points are tallied for a club ranking. Ranking clubs range from Group A through Group F. The Bowie-Crofton Camera Club has been entering this competition for 4 years. The club has achieved a Group

B ranking during that time.

Thank you to the following B-CCC members who have submitted entries in this interclub competition: Ann Krumrein, Steve Bruza, Bill Conway, Pat French, Clarence Carvel, Mike Thomas, Theresa Harrison, Frank Lee, John Aiken, Joe Razes and Roz Kleffman.

Please consider entering your images for next year. For more information see Roz Kleffman.



## Monochrome Photography

### Capturing a Whole New World of Photography

by Bill Conway, VP How-To

I recently have renewed my love for monochrome images. The new NIK Software Silver Efex Pro. 2.0 has helped with this renewal.

There are numerous ways to convert your images into B&W in Photoshop, using Plug ins, and stand alone products. What I'm going to do is touch on points that will help you shoot images that will show off the magic of monochrome, when the image is finally processed.

1. Without color to distract monochrome images have to stand on their ability to hold your interest through their graphics. In bright contrasting conditions make the most of the diverse range of shadows and highlights and produce an image with contrasting under and over exposed elements. Look for strong shadows that are interesting in shape.
2. Babies and children look fantastic when photographed in the monochrome medium; remember though your time is limited as their attention span is limited. Zooming in and filling the frame can produce some great results.
3. Mixing light sources in monochrome photography is not the problem that it is in color photography and can actually enhance the contrast in the image. As far as lighting goes, anything goes.
4. In monochrome photography structure is the key. By keeping composition simple and shooting at odd angles an extremely graphic image can result.
5. Balancing the exposure is also important in monochrome photography. Skies tend to either go really dark or really light and your subject will blend into the back ground, This is where neutral density filters and split neutral density filters might come in handy.
6. Shooting when the sky is overcast can add drama to your images. This is especially great for those

monochrome cityscapes when the lighting is flat the details are easier to pick up.

7. Take advantage of higher ISOs where the noise induced from higher ISOs in color images might be distracting. In monochrome images it can actually enhance the effect of monochrome. The noise will appear as grain from the days of film photography.
8. Avoid block color. On sunny clear days the blue sky may turn into a block of grey or black. Shoot on cloudy days as this will add drama and provide depth and texture to your images.
9. Search for texture in landscape photography, texture is the key element in this type of photography. On overcast days the texture will be detailed, but on sunny days the texture can look abstract.
10. Contrast and tone are the basics of monochrome photography. When editing try increasing the contrast to give the image a harsh effect or pull it back to make your image flatter. The subject matter will dictate how much contrast is appropriate. Add contrast to taste.
11. Actual color shots of monochromatic subject can look really impressive. This can be done especially well in portraiture by the selection of the backgrounds, clothing, and make up.
12. High Dynamic Range monochrome images can be very dramatic. Being able to see detail in the shadows helps enhance the contrast in the image.
13. Learn what software, tools in Photoshop, such as Channel Mixer, and plug ins are the most effective converting your color images to monochrome.
14. Monochrome portraits can bring out the character in any subject. Fill the frame and concentrate on the eyes, the eyes can really reveal the character of your portrait subject that color can never reveal.

*Continued on page 12*

## April Field Trip

### Celtic Festival of Southern Maryland, April 30

by Mark Laster, Field Trip Captain

For April we'll visit the a Celtic celebration that's been running annually for 33 years. The festival is scheduled for April 30, rain or shine, at the Jefferson Patterson Park and Museum, in St. Leonard, MD.

Multiple stages offer continuous music -- pipers, fiddlers, Celtic harpers-- and dances of Celtic countries, plus Morris and Colonial American dances. You can watch craft demonstrations or listen to storytellers weaving tales near grazing sheep. There's also a market area and there are food concessions.

Competitions throughout the day provide good photo subjects: highland dancers, athletes, drummers, pipe-bands and Celtic harpers. Also, many craftspeople and story-tellers, and some festival-goers, show a lot of personality.

### Reaching the Festival

The trip is estimated to take an hour and ten minutes, starting from near Rip's Restaurant in Bowie. There is a \$20 entry fee for adults, and a \$15 fee for seniors. Advanced Sales, charging \$15 for adult tickets, are available only online ([cssm.org/festival](http://cssm.org/festival)).

Here's a 45-mile route from Bowie, starting from MD-197 at U.S. 301:

1. Head south on US-301 S/Blue Star Memorial Hwy/ Crain Hwy, for 9.2 miles, to Upper Marlboro.
2. Exit onto MD-4 S/Pennsylvania Ave; stay on MD-4 S, for 27.7 miles, to south of Prince Frederick.
3. Turn right onto MD-264 S / Broomes Island Rd for 2.2 miles.
4. Turn left onto MD-265/Mackall Rd; stay on Mackall Rd, for 5.6 miles.

(A Web-based mapping program wrongly showed this leg to be three miles shorter). The destination is Jefferson Patterson Park and Museum, 10515 Mackall Road (near Cape Leonard Drive), St. Leonard, Md.

### Schedule

Although the festival opens at 10:00 a.m. and closes at 6:00 p.m., I assume that many of us would find eight hours a long stretch, but anyone is free to arrive and leave whenever.

Our field trip will begin at 1:30 p.m., at Patterson Park; if you're in the park at that time, let's gather briefly in the Pavilion, which is a barnlike building with three enclosed sides and an open concrete deck. We'll meet in front of the old, crank-started tractor.

At 5:30, we'll leave the festival to have dinner at Ledo Pizza, 147 Central Square Dr, Prince Frederick; phone 410-535-6084.

### Reservations

If you'd like to take part in this field trip, please let me know a few days in advance. You can reach me at [mlaster@smart.net](mailto:mlaster@smart.net), or H: 301-805-4462, or C: 240-486-1317; leave a message if I don't answer the phone.

### For More Info

Celtic Festival of Southern Maryland

[cssm.org/festival](http://cssm.org/festival)

Phone: 443-975-0972

Email: [Festival@cssm.org](mailto:Festival@cssm.org)

Jefferson Patterson Park and Museum

[www.jefpat.org/](http://www.jefpat.org/)

## B-CCC End-of-Year Dinner is Approaching

Save the date - June 4, 2011

by Gail M. Phillips, Social Director

Hello, all. Please "save the date" for the annual B-CCC End of the Year Dinner and Awards Presentation, to be held on Saturday, June 4. At this event we will celebrate a year's worth of great photography, as well as great food!

It will, once again this year, be held at the Terrace Room of the Greenbriar Condominiums. This is just off of Greenbelt Road at Hanover Parkway. You'll see the entrance to the condos on your left after turning onto Hanover Parkway. The Terrace Room is just as you turn into the condo property. Thank you to Thelma Loret de Mola for obtaining the use of this room for us.

If you are planning to attend, please sign up at one of the April meetings. There will be a sign-up list at the table as you enter the meeting room. When you sign up, please indicate your name, how many are in your party, and what food item you will bring. Please plan to bring enough to serve 10 – 12 people for each person in your party (so – if two of you are coming, bring either two food items or enough of one item to serve 20 – 24 people). We need everything – appetizers, sodas, main dishes, side dishes, and desserts. The Club

will provide the paper goods and the coffee/tea.

The sign-up list will be collected at the first meeting in May, unless we fill the room before then. If we've exceeded the room limit, the last folks on the list will have to be put on a waiting list, so please sign up ASAP!

If you're an "early bird", maybe you'd consider bringing an appetizer or some of the beverages. If you're more of a late arriver, maybe you could sign up to bring a dessert. If we have too many of one type of food, you might be contacted to see if you're willing to bring something else. I'll thank you in advance for your flexibility!

The cost of this evening will once again be \$8/person attending. You can pay our treasurer, Warren Wilson at a club meeting. If, for some reason, you are unable to sign up at a club meeting in April, feel free to email me ([gail.m.phillips@comcast.net](mailto:gail.m.phillips@comcast.net)) with your information.

Hope you all can make it!

## Out and About

What B-CCC members are doing this month

by Vincent Ferrari, Editor

B-CCC member Theresa Harrison had a photograph accepted into the Laurel Art Guild 2011 Juried Art Show at Montpelier Cultural Arts Center. The show ran from March 5 thru March 27. The photo was taken inside the Currituck Lighthouse in Corolla North Carolina. It was converted from a color image to monochrome in Photoshop.

Six members of the club, Roz Kleffman, Thelma Loret de Mola, Don Andberg, Beth Fabey, and Vince and

Leslie Ferrari joined two others in traveling to Tuscany in early March. The trip was a wonderful experience, and all came back with lots of great, new photography.

Stanley Turk will be performing performing Austrian dances on Saturday May 7 at 12: 00 p.m. on the west side of the National Cathedral. This event is the annual Flower Mart. For more information on this event, visit: [www.allhallowsguild.org/fm/entertainment.html](http://www.allhallowsguild.org/fm/entertainment.html)

## Monochrome Photography

Continued from page 9

by Bill Conway, VP How-To

15. Depth of field seems to be more effective and critical in monochrome images, especially with intimate portraits, so learn to control the depth of field for more interesting monochrome images.

16. Think of your subject in terms of the light. Light and dark takes you back to the basic elements of photography and will make your monochrome images more dramatic.

17. Review the use of the Zone system. This is a critical element in producing those dramatic monochrome prints.

18. Shoot for silhouettes. Monochrome silhouettes can be very dramatic and can help make your monochrome image more dramatic with implied contrast.

19. Selective color in your monochrome images can be very effective. A bride in a nice soft focus B&W image with some color in the bouquet makes a very effective wedding image.

20. Finally look for patterns and textures as they can make interesting monochrome images.

Head out and set your camera to B&W and see what you can come up with. You can also shoot interesting images in color and convert them to monochrome. Try it. You might like going back to basics.

---

## The Viewfinder

Bowie-Crofton Camera Club

P.O. Box 515

Bowie, Maryland 20718-0515



Viewfinder printed by:



---

[www.b-ccc.org](http://www.b-ccc.org) • [viewfinder@b-ccc.org](mailto:viewfinder@b-ccc.org)  
Member Photographic Society of America since 1977

---